Electronic Links international inc

RoHS

REV.	DATE	DESCRIPTION	BY
1.0	Aug/02/11'	D2503	Catherine
1.1	Dec/19/12'	R-2201	Eve

DATE :	Aug/02/11'
P/N :	B0106202
Dwg No:	A06491
CUST. P/N :	USB3C-A/1-CS/1-A-0
CUSTOMER :	
DESCRIPTION	USB3C-A/1-CS/1-A-0
APPROVE:	

CONFIGURATION

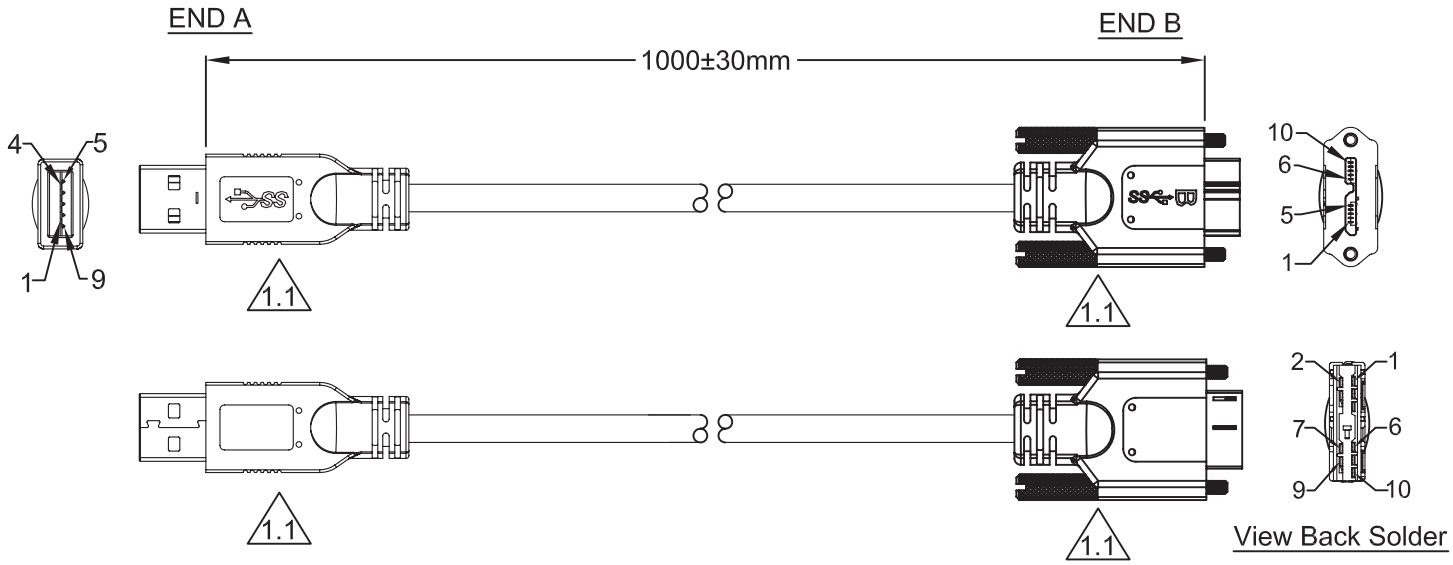

SPECIFICATION OF MATERIAL

1. END A

CONT. PLATING	Gold 30u"	MOLD No.	CMS-USB40	SHIELD'G	-
CONNECTOR TYPE	USB-9MASS30NBU			T. SCREW	-

2. END B

CONT. PLATING	Gold 30u"	MOLD No.	CMS-USB41	SHIELD'G	-
CONNECTOR TYPE	USB-10MDSS30NB			T. SCREW	Jack Screw M2 Size :4.00x33.00x7.00

3. WIRES

WIRE GAUGE	28Awg&28Awg&24Awg	LENGTH	1000+20-0mm	SHIELD'G	AB
CONDUCTORS	(1TP+MAE)x2+(1TP+AL)+2C	COLOR	Blue (301U)	UL/CSA	UL2725 (USB3.0)
JACKET MAT'L	PVC	INS. MAT'L	FM-SKIN-PE&FM-PE&SR-PVC	WIRE O.D.	5.5mm

4. CONNECTOR PIN OUT

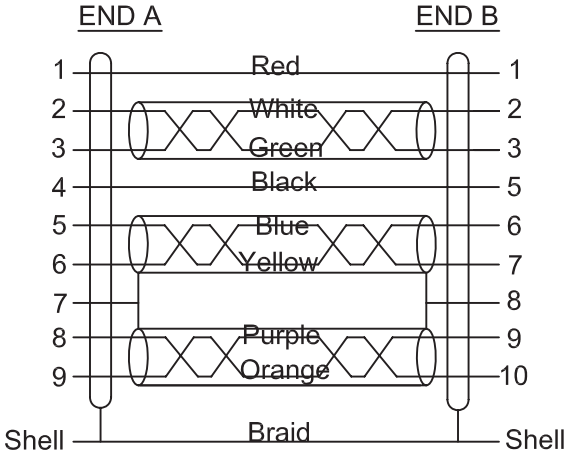

5. SPECIAL REQUIREMENTS

5.1 Product requirement for Green environment protection:RoHS.

5.2 Overmold PVC is 45P Blue (Pantone No.:301U)(RoHS).

* Standard Product

Electronic Links International, Inc.

Interconnecting Components and Systems.

Data Sheet

ELII USB 3.0 Active Cable (OD6.0)

Published December 2013
Ver. 1.0

Approved :	Project No. USB3AC	Rev. No.	Page
	UL style: UL2725	Draft	1

Product Specification – ELII USB3.0 Active Cable (OD6.0)

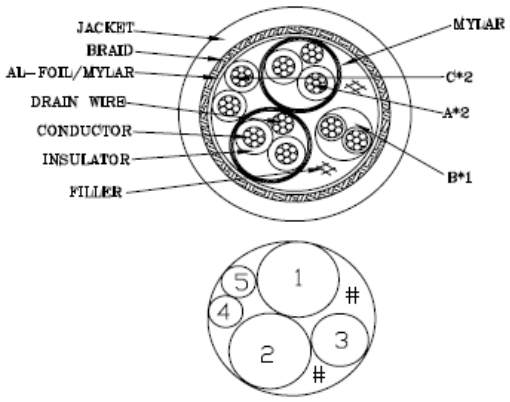

Temperature Rating: 0℃~70℃

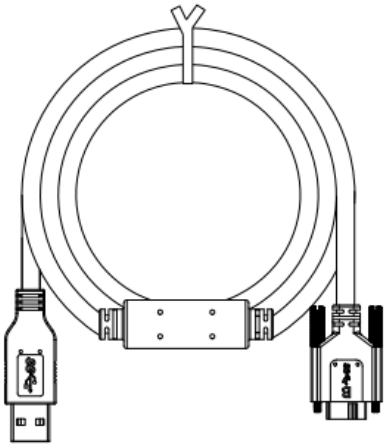

Construction

Conductors:	Tinned Copper
AWG	-
Shielding:	Aluminum foil / Mylar
Braid shield	Tinned Copper
Braid Coverage(%)	90%
Jacket:	PVC
Dia.	6.0 ± 0.19 mm
Min. Thickness	0.23 mm

Output power

1. Output Voltage:

Length	Min	Max
5M	4.4V	5.0V
10M	4.1V	5.0V

2. Output current:

Length	Output current
5M	600mA
10M	450mA

Order information

USB3AC - A- CS- X- X
(1) (2) (3) (4)

(1) (2) Connector Type
A: USB3.0 A Type
B: USB3.0 B Type
CS: USB3.0 Micro B Type w / Screw

(3) Cable Color
BL: Blue

(4) Cable Length
A: 5M
B: 10M
C: 15M (UNDER-DEVELOPED)
D: 20M (UNDER-DEVELOPED)

Electronic Links international inc

Electronic Links International, Inc.
123 Court Street • Binghamton, NY 13901 USA
P. +1.607.778.6940 • M. +1.607.761.9952

ELII USB 3.0 Active Cable (OD6.0)

Published December 2013
Ver. 1.0

Approved :	Project No.	Rev. No.	Page
	UL style: UL2725	Draft	2

Product Specification – ELII USB 3.0 Active Cable (OD6.0)

Eye Pattern Testing Schematic Diagram

**Input Signal Source: Swing Voltage 800mV; EQ(Equalizer)=0, DE(De-emphasis)= 0



Eye Pattern

1M Passive cable

TX

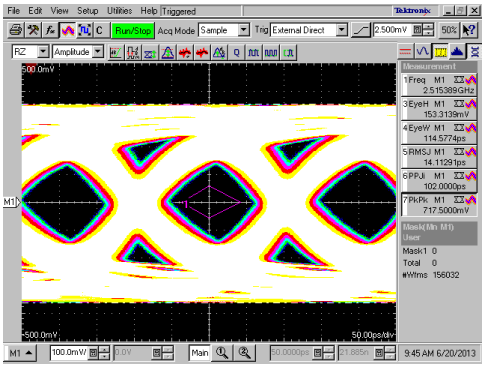

RX

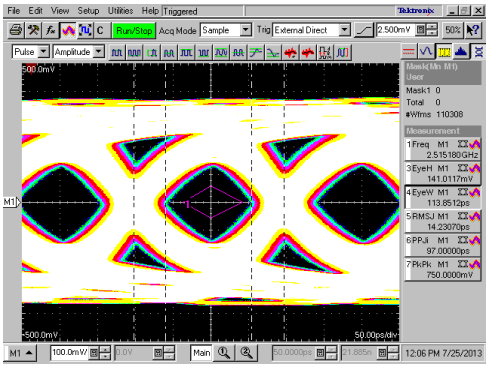

Electronic Links International, Inc.
123 Court Street • Binghamton, NY 13901 USA
P. +1.607.778.6940 • M. +1.607.761.9952

ELII USB 3.0 Active Cable (OD6.0)

Published December 2013
Ver. 1.0

Eye Pattern

5M Active cable

TX

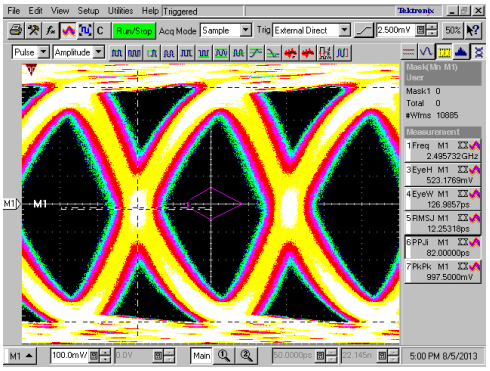

RX

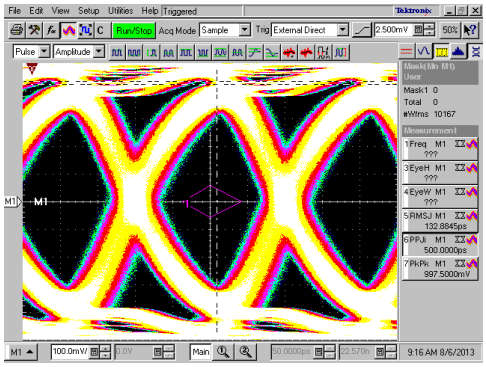

10M Active cable

TX

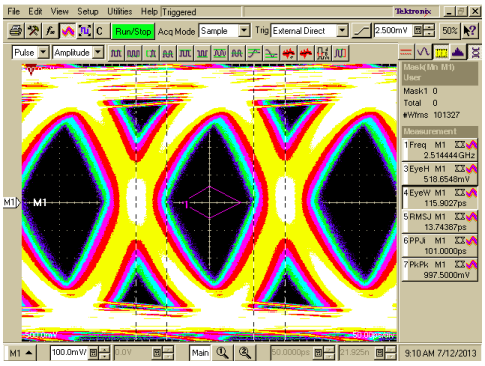

RX

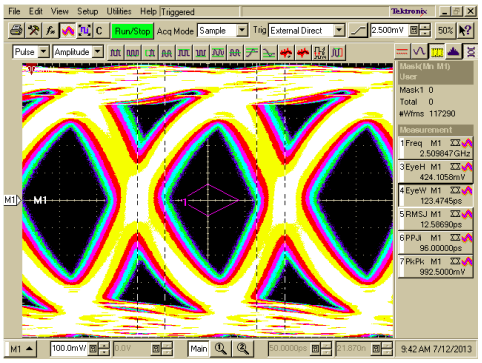

Electronic Links International, Inc.
123 Court Street • Binghamton, NY 13901 USA
P. +1.607.778.6940 • M. +1.607.761.9952

REV	ECN	DESCRIPTION	DATE	DRAWN	APPROVED
1		Initial Release	03-22-13	jld	FLiburdi

CUSTOMER COPY

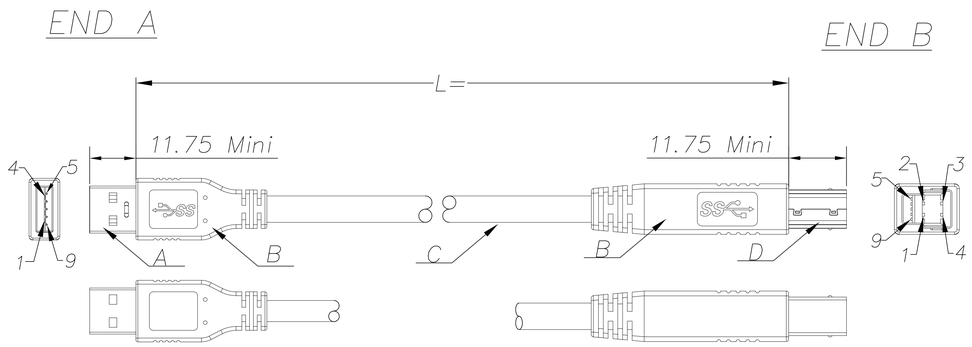

CONNECTOR PIN OUT

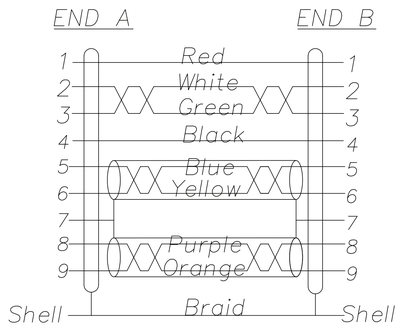

NOTES:

1. SPECIFICATIONS:
   - VOLTAGE: 30 VAC(RMS)
   - CURRENT: 1AMP MAX./CONTACT
   - TERMINATION RESISTANCE: 30MILLIOHMS MAX.
   - INSULATION RESISTANCE: 1000MEGOHMS MIN.
   - DIELEC.WITHSTANDING VOLTAGE: 750VAC
   - CAPACITANCE: 2pF MAX.
   - IMPEDANCE: 90 ±7 OHMS
   - TEMP.RANGE: −40°C TO 60°C STORAGE
   - HUMIDITY: 90 TO 95%RH
   - THERMAL SHOCK: −55°C TO +85°C
2. CABLE SPEC.:
   - UL20276,24AWG(2C),28AWG(1Pair),30AWG(1Pair+MAE)X2
   - AL FOIL+BRAID
   - INSULATOR MATERIAL: S/R PVC & HD−PE&FM−PE;
   - OUTSIDE JACKET MATERIAL: PVC; COLOR: BLUE
3. ELECTRIC TESTING:
   1. 100% OPEN &SHORT TESTING
   2. INSULATION RESISTANCE: ≧20MΩ
   3. CONDUCTOR RESISTANCE: ≦ 5Ω
   4. VOLTAGE: 500V DC/0.1S

Table:

ITEM	DESCRIPTION	MATERIAL	P/N
D	STD B PLUG CONNECTOR	SPEC.	USB−9MBSSXXXX
C	USB3.0 CABLE	SEE NOTES 2	-------
B	OVERMOLD	60P PVC/BLUE 301U	-------
A	STD A PLUG CONNECTOR	SPEC.	USB−9MASSXXXX

ElectronicLinks international inc

THIS DOCUMENT SHALL NOT BE REPRODUCED, NOR SHALL THE INFORMATION CONTAINED HEREIN BE USED OR DISCLOSED TO OTHERS EXCEPT AS AUTHORIZED IN WRITING BY ELECTRONIC LINKS INTERNATIONAL, INC.

DESIGNED BY:	SDR	02JUN05
CHECKED BY:	XXX	DD/MM/YY
APPROVED BY:	XXX	DD/MM/YY

UNLESS OTHERWISE NOTED: DIMENSIONS IN MM

MATERIAL: AS NOTED

FINISH: AS NOTED

LINEAR: X.X = ±0.1, X.XX = ±0.05, X.XXX = ±0.025, X.XXXX = ±0.0125

ANGLES ±		0.2°
EDGE/CORNER BREAKS	OUTSIDE MAX.	0.5
	INSIDE MAX.	0.15

USB 3.0 Cable Assembly

STD A PLUG STRAIGHT To STD B PLUG STRAIGHT

SIZE	REV LEVEL	PART N
C	A	A05885

SCALE NONE

SHEET 1 of 1

REV	ECN	DESCRIPTION	DATE	DRAWN	APPROVED
1		Initial Release	03-22-13	jld	FLiburdi

CUSTOMER COPY

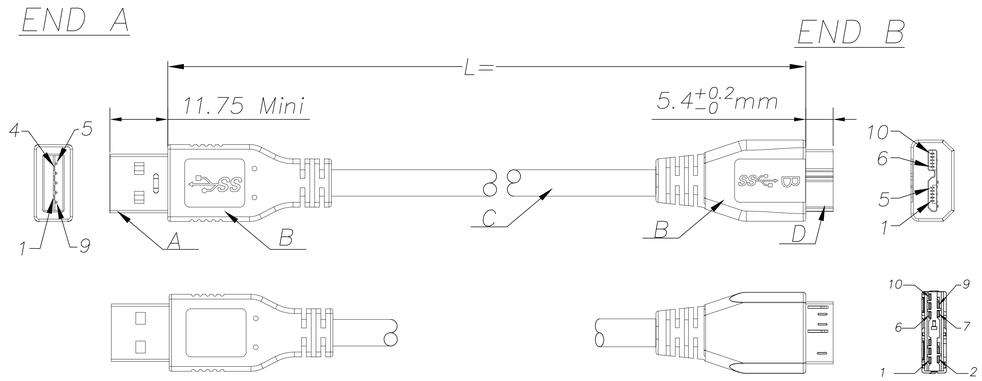

NOTES:

1. SPECIFICATIONS:
   - VOLTAGE: 30 VAC(RMS)
   - CURRENT: 1AMP MAX./CONTACT
   - TERMINATION RESISTANCE: 30MILLIOHMS MAX.
   - INSULATION RESISTANCE: 1000MEGOHMS MIN.
   - DIELEC.WITHSTANDING VOLTAGE: 750VAC
   - CAPACITANCE: 2pF MAX.
   - IMPEDANCE: 90 ±7 OHMS
   - TEMP.RANGE: −40°C TO 60°C STORAGE
   - HUMIDITY: 90 TO 95%RH
   - THERMAL SHOCK: −55°C TO +85°C
2. CABLE SPEC.:
   - UL20276,24AWG(2C),28AWG(1Pair),30AWG(1Pair+MAE)X2
   - AL FOIL+BRAID
   - INSULATOR MATERIAL: S/R PVC & HD−PE&FM−PE;
   - OUTSIDE JACKET MATERIAL: PVC; COLOR: BLUE
3. ELECTRIC TESTING:
   1. 100% OPEN &SHORT TESTING
   2. INSULATION RESISTANCE: ≧20MΩ
   3. CONDUCTOR RESISTANCE: ≦ 5Ω
   4. VOLTAGE: 500V DC/0.1S

CONNECTOR PIN OUT

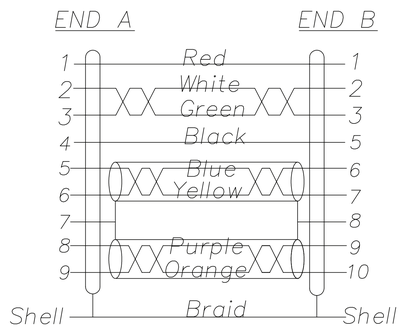

Table:

D	MICRO USB B PLUG CONNECTOR	SPEC.	MICRO USB B TYPE
C	USB3.0 CABLE	SEE NOTES 2	------
B	OVERMOLD	60P PVC/BLUE 301U	------
A	STD A PLUG CONNECTOR	SPEC.	USB−9MASSXXXX
ITEM	DESCRIPTION	MATERIAL	P/N

ElectronicLinks international inc

THIS DOCUMENT SHALL NOT BE REPRODUCED, NOR SHALL THE INFORMATION CONTAINED HEREIN BE USED OR DISCLOSED TO OTHERS EXCEPT AS AUTHORIZED IN WRITING BY ELECTRONIC LINKS INTERNATIONAL, INC.

DESIGNED BY:	SDR	02JUN05
CHECKED BY:	XXX	DD/MM/YY
APPROVED BY:	XXX	DD/MM/YY

UNLESS OTHERWISE NOTED: DIMENSIONS IN MM

MATERIAL: AS NOTED

FINISH: AS NOTED

LINEAR: X.X = ±0.1, X.XX = ±0.05, X.XXX = ±0.025, X.XXXX = ±0.0125

ANGLES ± 0.2°

EDGE/CORNER BREAKS: OUTSIDE MAX. 0.5; INSIDE MAX. 0.15

USB 3.0 Cable Assembly

STD A PLUG STRAIGHT To Micro USB B PLUG

SIZE	REV LEVEL	PART N
C	A	A05886

SCALE NONE

SHEET 1 of 1

REV	ECN	DESCRIPTION	DATE	DRAWN	APPROVED
1		Initial Release	03-22-13	jld	FLiburdi

CUSTOMER COPY

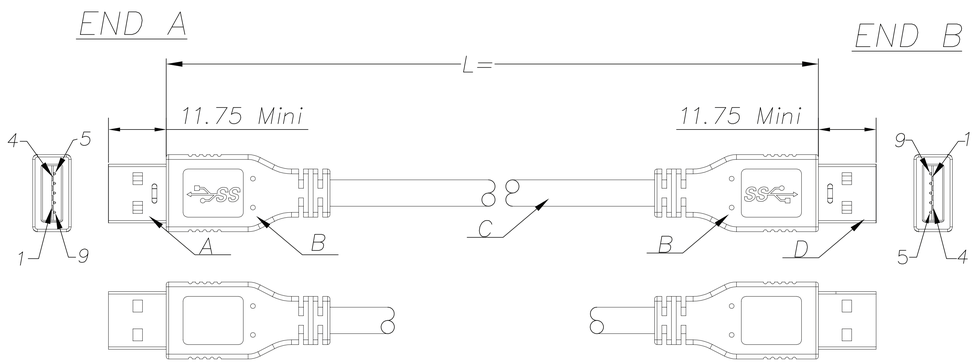

CONNECTOR PIN OUT

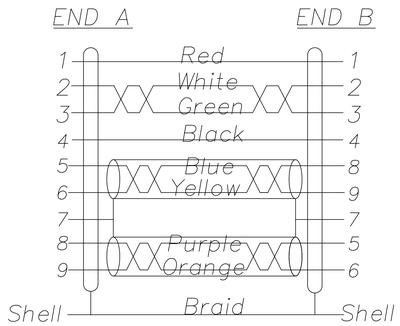

NOTES:

1. SPECIFICATIONS:
   - VOLTAGE: 30 VAC(RMS)
   - CURRENT: 1AMP MAX./CONTACT
   - TERMINATION RESISTANCE: 30MILLIOHMS MAX.
   - INSULATION RESISTANCE: 1000MEGOHMS MIN.
   - DIELEC.WITHSTANDING VOLTAGE: 750VAC
   - CAPACITANCE: 2pF MAX.
   - IMPEDANCE: 90 ±7 OHMS
   - TEMP.RANGE: −40°C TO 60°C STORAGE
   - HUMIDITY: 90 TO 95%RH
   - THERMAL SHOCK: −55°C TO +85°C
2. CABLE SPEC.:
   - UL20276,24AWG(2C),28AWG(1Pair),30AWG(1Pair+MAE)X2
   - AL FOIL+BRAID
   - INSULATOR MATERIAL: S/R PVC & HD−PE&FM−PE;
   - OUTSIDE JACKET MATERIAL: PVC; COLOR: BLUE
3. ELECTRIC TESTING:
   1. 100% OPEN &SHORT TESTING
   2. INSULATION RESISTANCE: ≧20MΩ
   3. CONDUCTOR RESISTANCE: ≦ 5Ω
   4. VOLTAGE: 500V DC/0.1S

Table:

ITEM	DESCRIPTION	MATERIAL	P/N
D	STD A PLUG CONNECTOR	SPEC.	USB−9MASSXXXX
C	USB3.0 CABLE	SEE NOTES 2	------
B	OVERMOLD	60P PVC/BLUE 301U	------
A	STD A PLUG CONNECTOR	SPEC.	USB−9MASSXXXX

ElectronicLinks international inc

THIS DOCUMENT SHALL NOT BE REPRODUCED, NOR SHALL THE INFORMATION CONTAINED HEREIN BE USED OR DISCLOSED TO OTHERS EXCEPT AS AUTHORIZED IN WRITING BY ELECTRONIC LINKS INTERNATIONAL, INC.

DESIGNED BY:	SDR	02JUN05
CHECKED BY:	XXX	DD/MM/YY
APPROVED BY:	XXX	DD/MM/YY

UNLESS OTHERWISE NOTED: DIMENSIONS IN MM

MATERIAL: AS NOTED

FINISH: AS NOTED

LINEAR: X.X = ±0.1; X.XX = ±0.05; X.XXX = ±0.025; X.XXXX = ±0.0125

ANGLES ±		0.2°
EDGE/CORNER BREAKS	OUTSIDE MAX.	0.5
	INSIDE MAX.	0.15

USB 3.0 Cable Assembly

STD A PLUG STRAIGHT To STD A PLUG STRAIGHT

SIZE	REV LEVEL	PART N
C	A	A05884

SCALE NONE

SHEET 1 of 1

Electronic Links international inc

RoHS

REV.	DATE	DESCRIPTION	BY
1.0	Jun/03/13'	D2852	Eve

DATE :	Jun/03/13'
P/N :	See the table
Dwg No:	A07214
CUST. P/N :	USB3C-AS/1-BS/1
CUSTOMER :	
DESCRIPTION	USB3C-AS/1-BS/1
APPROVE:	

CONFIGURATION

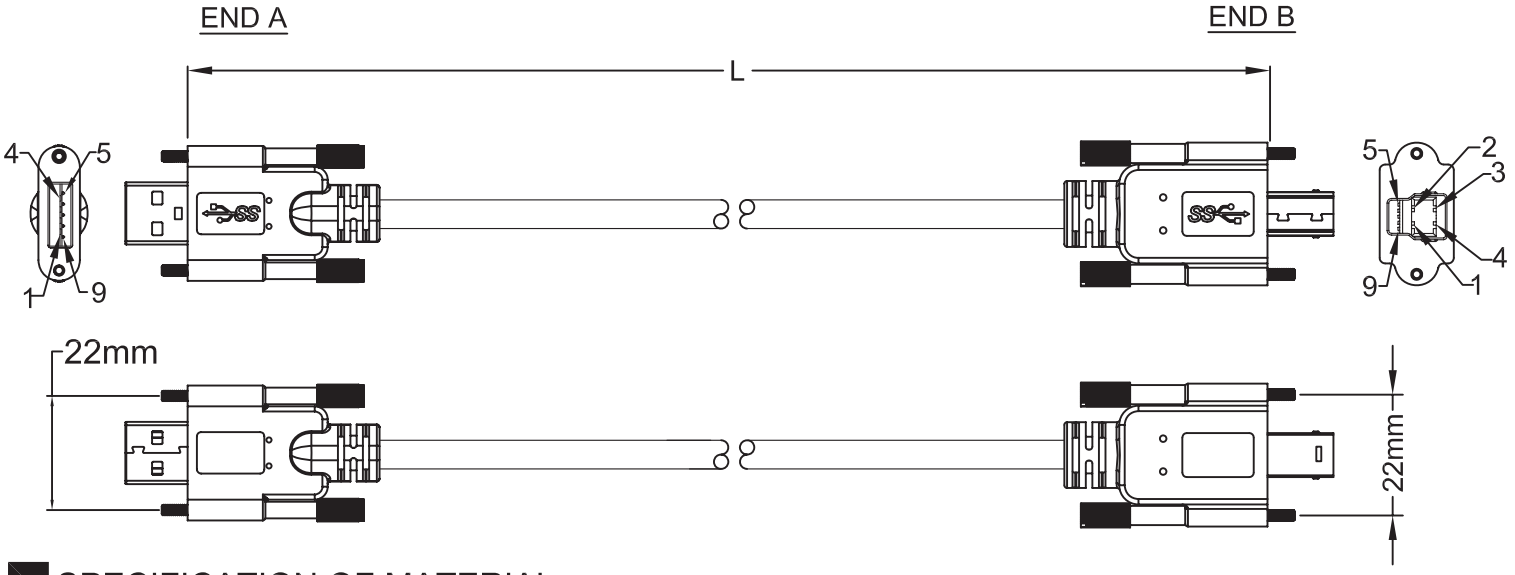

SPECIFICATION OF MATERIAL

1. END A

CONT. PLATING	Gold 15u"	MOLD No.	CMS-USB48	SHIELD'G	-
CONNECTOR TYPE	USB-9MASS15NBU			T. SCREW	Jack Screw M2 Size :4.5x39.00x7.00

2. END B

CONT. PLATING	Gold 15u"	MOLD No.	CMS-USB49	SHIELD'G	-
CONNECTOR TYPE	USB-9MBSS15NB			T. SCREW	Jack Screw M2 Size :4.5x39.00x7.00

3. WIRES

WIRE GAUGE	28Awg&28Awg&24Awg	LENGTH	L1	SHIELD'G	AB
CONDUCTORS	(1TP+MAE)x2+(1TP+AL)+2C	COLOR	Blue (301U)	UL/CSA	UL2725 (USB3.0)
JACKET MAT'L	PVC	INS. MAT'L	FM-SKIN-PE&FM-PE&SR-PVC	WIRE O.D.	5.5mm

4. CONNECTOR PIN OUT

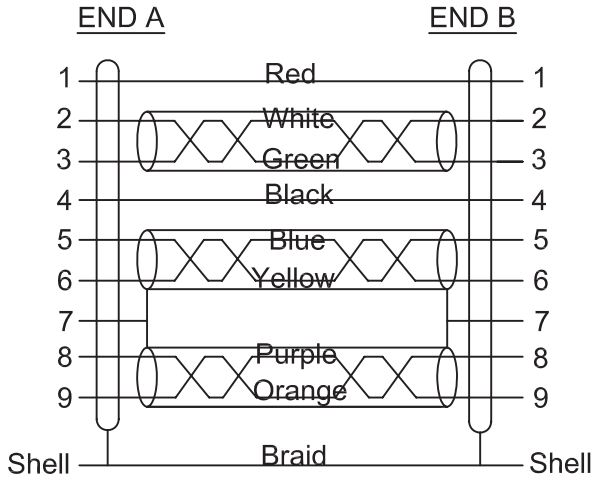

5. SPECIAL REQUIREMENTS

5.1 Product requirement for Green environment protection:RoHS.

5.2 Overmold PVC is 45P Blue (Pantone No.:301U)(RoHS).

5.3 P/N :

P/N	LINE LENGTH	Cut length
B0106478	L=1000±30mm	L1=1000+20-0mm
B0106479	L=2000±30mm	L1=2000+20-0mm
B0106480	L=3000±50mm	L1=3000+30-0mm

* Standard Product