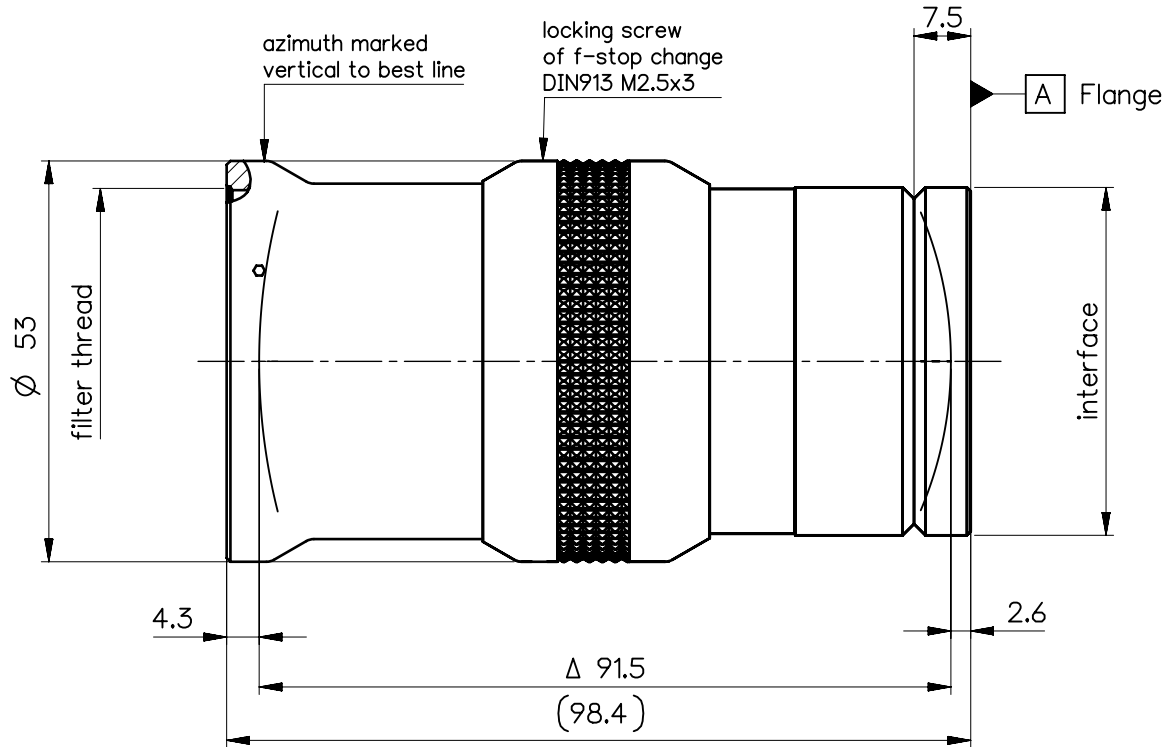
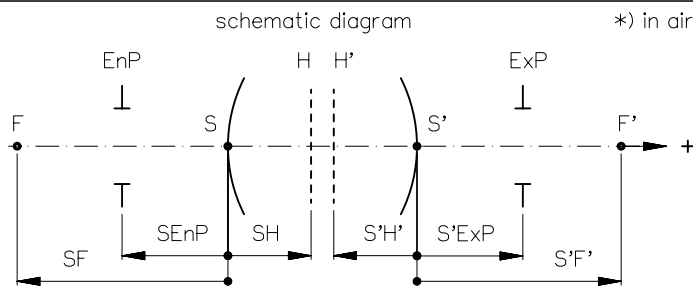


order number	lens name
0703-102-100-20	inspec.x L 3.5/105 -5x



Specification		ON	7604-9336
image circle max. (mm)	82	working distance (mm)	68 - 66
focal length f' (mm)	107.6	interface	V-groove Ø46 h7
magnification β' [range]	-5 [-4.8 ... -5.2]	filter thread	M46 x0.75
spectral range λ (nm)	400 - 750	weight (g)	450

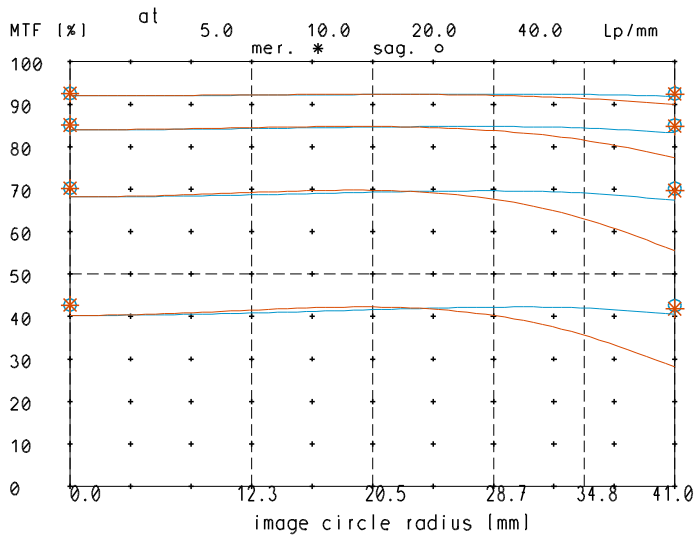


design includes CCD cover glass:		yes 0.4mm Suprasil		
SF (mm)	-49.0	f-stop	Ø EnP	Ø Exp
S'F' (mm) *	37.5	3.5	34.2	30.1
HH' (mm) *	-37.4	4	29.9	26.4
SH (mm)	58.6	5.6	21.4	18.8
S'H' (mm) *	-70.1	8	14.5	13.2
S'EnP (mm)	73.1	11	10.9	9.6
S'ExP (mm) *	-57.4			

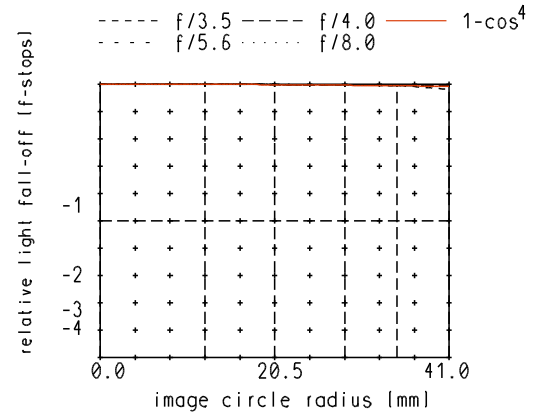
PROTECTIVE NOTE "DIN ISO 16016" TO BE OBSERVED	EU-D		AL-T1A		US-D		US-ML		not export controlled	
	REV		ECC		DATE		APPROVED		GENERAL TOLERANCE OF DIMENSION, FORM, POS.	
	a		Neuausg						SCALE 1:1	
	b		10-132		08.04.10		Labarte		MATERIAL	
	c		10-132		26.04.10		Labarte		TITLE inspec.x L 3.5/105 -5x	
	d		11-358		21.02.12		Kuehne			
	e		14-0184		21.08.14		Schiffe			
f		15-0640		31.07.15		Bo ll				
						FIRST ISSUE		DATE		
						21.12.09		NAME		
						21.12.09		Labarte		
						CHKD		21.12.09		
								Schaeffler		
DIN A 4		ALL DIMENSIONS ARE IN MM AND INCLUDE SURFACE TREATMENT						DRAWING NO.		
								0703-102-100-00-0001f		
								REPLACES		
								SHEET 1 OF 1		

inspec.x_L_3.5/105_-5x

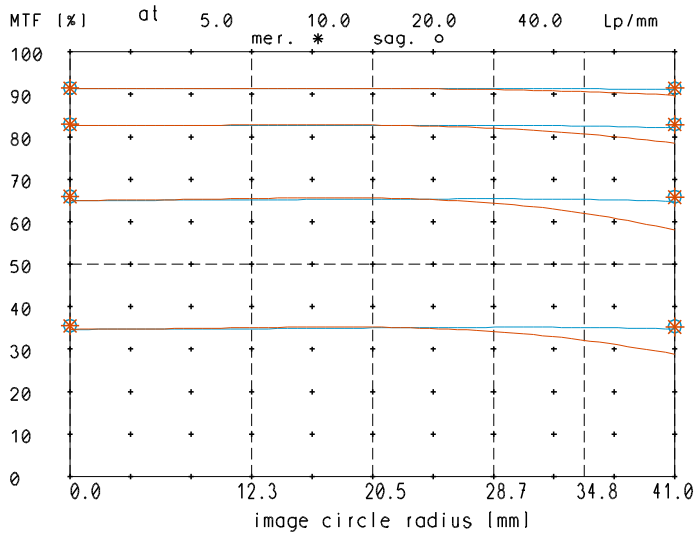
MTF at ratio -5.0 f/ 3.5



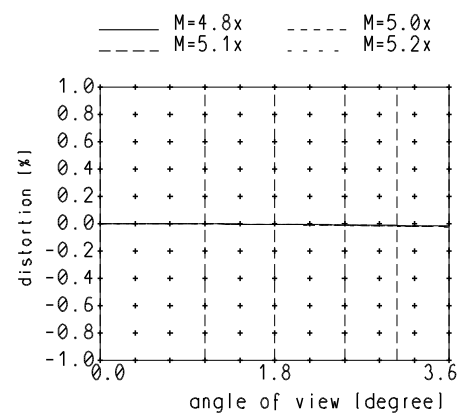
relative light fall-off at ratio -5.0



MTF at ratio -5.0 f/ 4.0

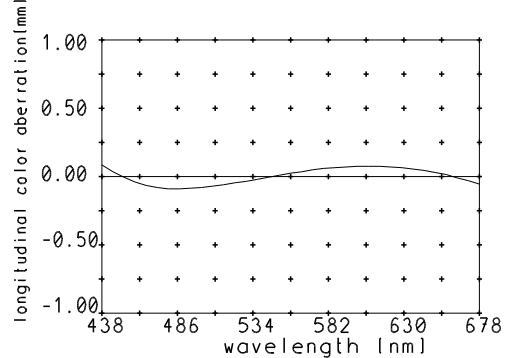


Distortion at ratio 4.8x to 5.2x



— sagittal. o Diffraction limited value
 — meridional * Diffraction limited value

Longitudinal color aberration at ratio -5.0



Named frequencies (line pairs/mm) in modular transfer function (MTF) as well as diagrams of relative light fall-off, distortion and longitudinal color aberration refer to film plane.