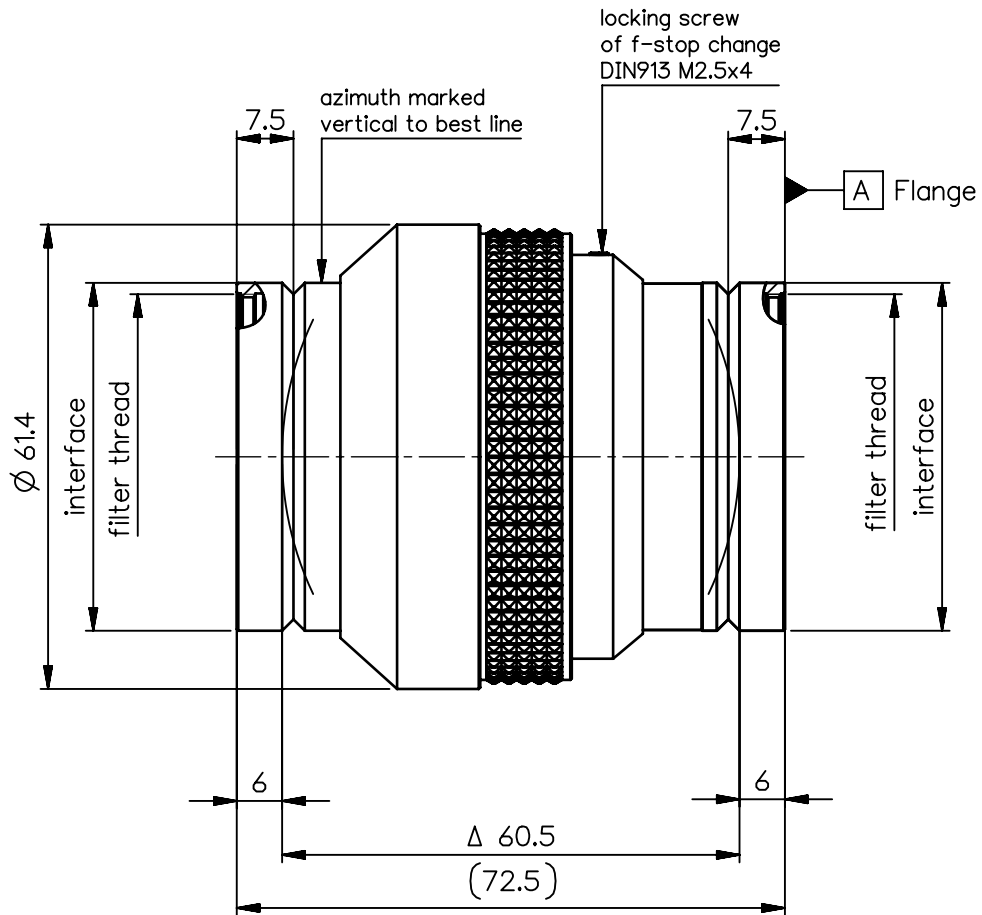
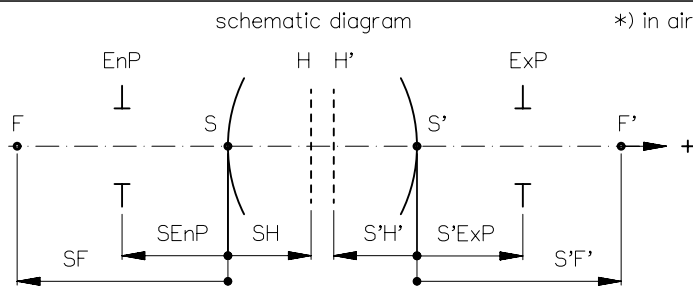


order number	lens name
0703-083-000-20	inspec.x L 5.6/105 -0.76x



Specification		ON	7608-9021
image circle max. (mm)	82	working distance (mm)	183 - 241
focal length f' (mm)	105.4	interface	V-groove $\varnothing 46$ h7
magnification β' [range]	-0.76 [-0.9 ... -0.6]	filter thread	M43 x0.75
spectral range λ (nm)	400 - 750	weight (g)	370



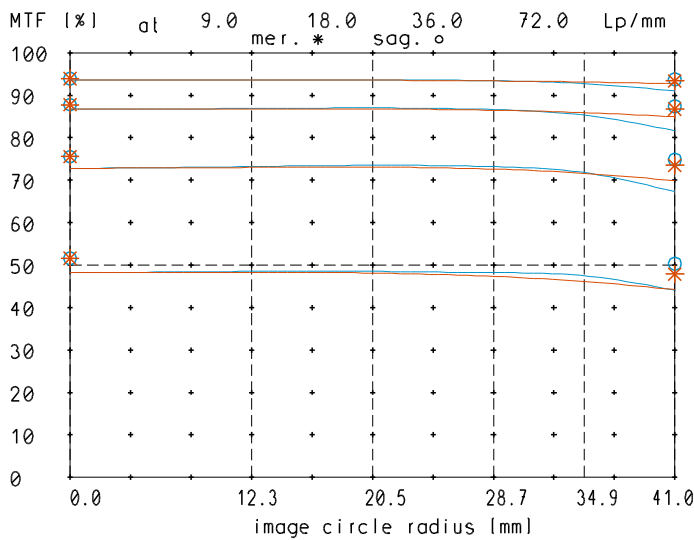
design includes CCD cover glass:		yes 0.76mm D263		
SF (mm)	-71.6	f-stop	\varnothing EnP	\varnothing Exp
S'F' (mm) *	71.2	5.6	18.8	18.8
HH' (mm) *	-7.5	8	13.2	13.2
SH (mm)	33.8	11	9.6	9.6
S'H' (mm) *	-34.2	16	6.6	6.6
S'EnP (mm)	33.9	22	4.8	4.8
S'Exp (mm) *	-34.1			

NX PROTECTIVE NOTE "DIN ISO 16016" TO BE OBSERVED	EU-D	AL-T1A	US-D	US-ML	not export controlled	
	REV	ECC	DATE	APPROVED	PDM Status	
	a	Neuausg	19.08.14	Schiffe	Freigabe	-
	b	15-0640	31.07.15	Bo II		
			GENERAL TOLERANCE OF DIMENSION, FORM, POS.	SCALE	1:1	
			BASIC TOLERANCING PRINCIPLE	MATERIAL		
			FIRST ISSUE	TITLE		
			DATE	inspec.x L 5.6/105 -0.76x		
			NAME			
			ISSUE	19.08.14 Schifferer		
			CHKD	19.08.14 Stauder		
				DRAWING NO.	SHEET 1	
DIN A 4	ALL DIMENSIONS ARE IN MM AND INCLUDE SURFACE TREATMENT			0703-083-100-00-0001b	OF 1	
				REPLACES		

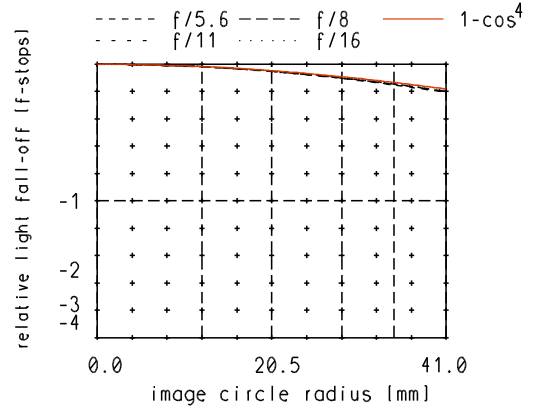


Inspec.x_L_5.6/105_0.76x

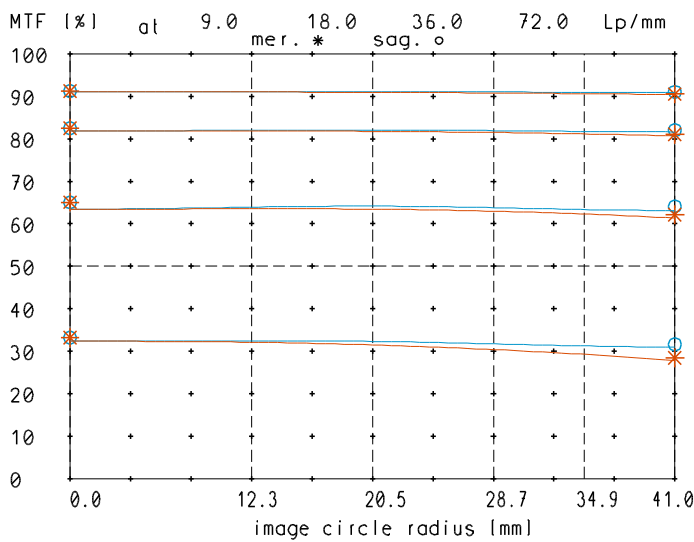
MTF at ratio 0.76x f/ 5.6



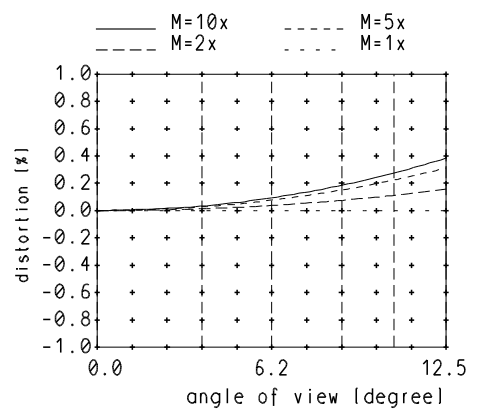
relative light fall-off at ratio 0.76x



MTF at ratio 0.76x f/ 8

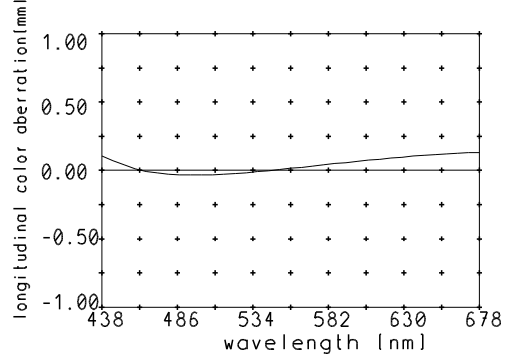


Distortion at ratio 10x to 1x



— sagittal, o Diffraction limited value
 — meridional* Diffraction limited value

Longitudinal color aberration at ratio 0.76x



Named frequencies (line pairs/mm) in modular transfer function (MTF) as well as diagrams of relative light fall-off, distortion and longitudinal color aberration refer to film plane.