

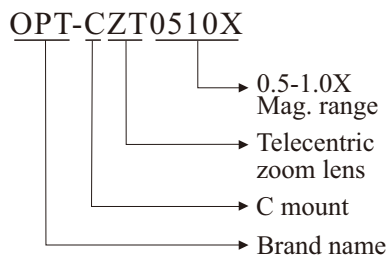
# Zoom Telecentric Lens



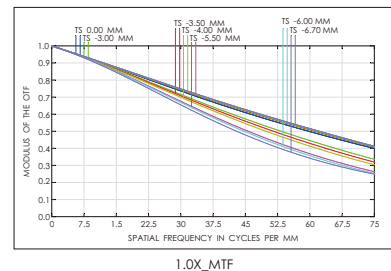
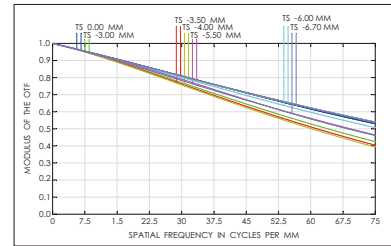
## Product Features

- 1 0.5-1.0X adjustable magnification
- 2 Applicable to large target areas, suitable for 1/1.2" sensor and below
- 3 Object telecentric design, and the telecentricity below 0.05 in all magnification.
- 4 Low distortion, the whole image distortion below 0.1%

## Selection Guide



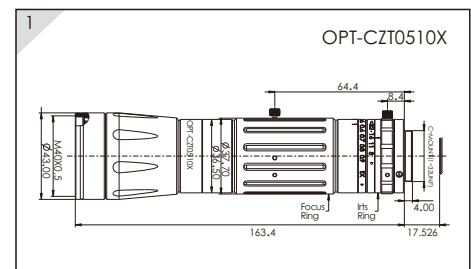
## MTF Drawings




## Resolution



## Dimensional Drawing [mm]



## Application Examples



Mark location for cutting      Metal dimension measurement      Lens location

## Model Table

No.	Model	Aperture range	WD (mm)	Distortion @546nm	Mount	Magnification	Telecentricity	MTF 70lp/mm	Field of View			
									1/1.2"	2/3"	1/1.8"	1/2"
1	OPT-CZT0510X	F8-22	108mm ± 3%	<0.05%	C	0.5X	<0.05°	>40%	21.44 × 16.08	17.6 × 13.2	14.36 × 10.64	12.8 × 9.6
						0.6X	<0.04°	>40%	17.87 × 13.4	14.67 × 11	11.97 × 8.87	10.67 × 8
						0.7X	<0.05°	>40%	15.31 × 11.49	12.57 × 9.43	10.26 × 7.6	9.14 × 6.86
						0.8X	<0.03°	>30%	13.4 × 10.05	11 × 8.25	8.98 × 6.65	8 × 6
						0.9X	<0.02°	>30%	11.91 × 8.93	9.78 × 7.33	7.98 × 5.91	7.11 × 5.33
						1.0X	<0.05°	>25%	10.72 × 8.04	8.8 × 6.6	7.18 × 5.32	6.4 × 4.8