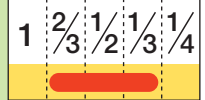




**For FA/Machine Vision**  
**Fixed Focal**

# HF12.5HA-1B

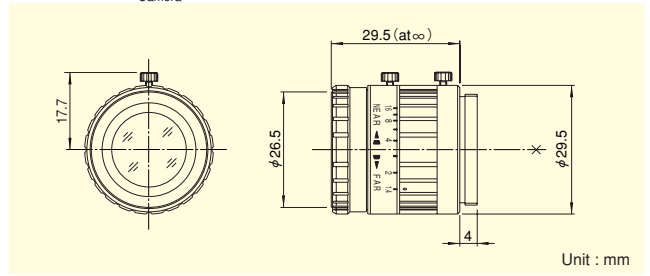
Applicable camera (model)



- FIXED**  
Fixed Focal
- 1.5 Mega**  
For Megapixel Camera
- MANUAL**  
Manual Iris
- C-mt**  
C Mount
- METAL**  
Metal Mount
- F1.4**  
Wide Aperture Rate



- High-resolution design, providing support for up to 1.5 megapixel camera resolution.
- Low-distortion design achieving accurate image input.
- Compact, lightweight and robust design, supporting various systems.
- Focus & iris lock tab provided, supporting environments such as vibration.



**FIXED FOCAL LENGTH LENSES**

Focal Length (mm)		12.5
Iris Range		F1.4 ~ F16
Operation	Focus	Manual
	Iris	Manual
Angle Of View (H×V)	2/3"	38°47' × 29°35'
	1/2"	28°43' × 21°44'
	1/3"	21°44' × 16°23'
Focusing Range (From Front Of The Lens) (m)		∞ ~ 0.1
Object Dimensions at M.O.D. (H×V) (mm)	2/3"	78 × 58
	1/2"	57 × 42
	1/3"	42 × 32
Back Focal Distance (in air) (mm)		15.09
Exit Pupil Position (From Image Plane) (mm)		-31
Filter Thread (mm)		M25.5 × 0.5
Mount		C
Mass (g)		45

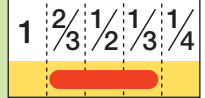
- Remarks**
- With Metal Mount
  - With Locking Knob for Iris and Focus



**For FA/Machine Vision**  
**Fixed Focal**

# HF16HA-1B

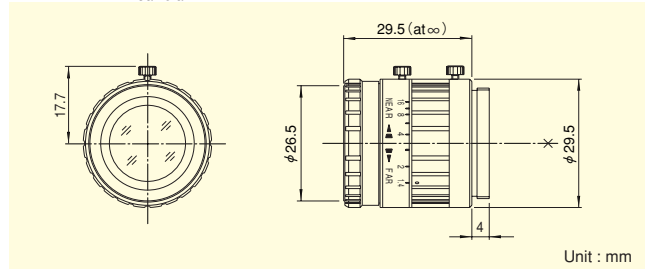
Applicable camera (model)



- FIXED**  
Fixed Focal
- 1.5 Mega**  
For Megapixel Camera
- MANUAL**  
Manual Iris
- C-mt**  
C Mount
- METAL**  
Metal Mount
- F1.4**  
Wide Aperture Rate



- High-resolution design, providing support for up to 1.5 megapixel camera resolution.
- Low-distortion design achieving accurate image input.
- Compact, lightweight and robust design, supporting various systems.
- Focus & iris lock tab provided, supporting environments such as vibration.



Focal Length (mm)		16
Iris Range		F1.4 ~ F16
Operation	Focus	Manual
	Iris	Manual
Angle Of View (H×V)	2/3"	30°45' × 23°18'
	1/2"	22°37' × 17°04'
	1/3"	17°04' × 12°50'
Focusing Range (From Front Of The Lens) (m)		∞ ~ 0.1
Object Dimensions at M.O.D. (H×V) (mm)	2/3"	63 × 47
	1/2"	46 × 34
	1/3"	34 × 26
Back Focal Distance (in air) (mm)		15.15
Exit Pupil Position (From Image Plane) (mm)		-31
Filter Thread (mm)		M25.5 × 0.5
Mount		C
Mass (g)		45

- Remarks**
- With Metal Mount
  - With Locking Knob for Iris and Focus